

K I N G



kingliving.com

King Cloud V

DT2021166-V1

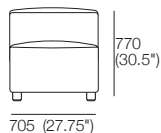
# King Cloud V

## General Components

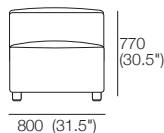
### Recliner Modules

Front View shown without Arms

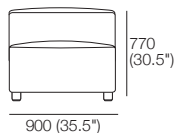
#### 700R Module



#### 800R Module



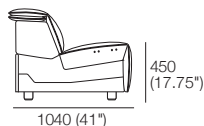
#### 900R Module



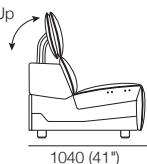
### Modules 700R | 800R | 900R

Side View shown without Arms

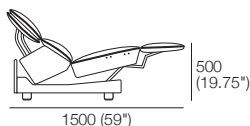
Chair (Closed Position)



Headrest Up

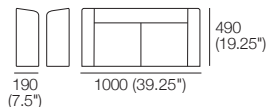


Reclined (Open Position)



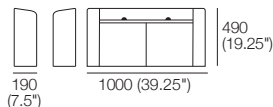
### Arms Compact LH & RH

Front | Side View  
Leather Detail



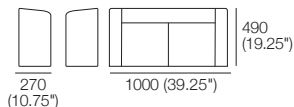
### Arm Compact SMART LH & RH

for SMART Accessories: Lights | Tables  
Front | Side View  
Leather Detail | SMART Locations



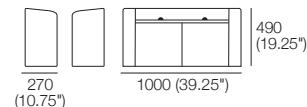
### Arm Wide LH & RH

Front | Side View  
Leather Detail



### Arm Wide SMART LH & RH

for SMART Accessories: Lights | Tables  
Front | Side View  
Leather Detail



Effective August 2021. King Cloud V uses TouchGlide® Technology. The weight limit for the recliner mechanism used in King Cloud V is 120kg (264.5lb). The weight limit for King Cloud V footrest is 15kg (33lb). Maximum allowable subwoofer dimensions: Height: 415 (16.5") Width: 220 (8.75") Depth: 640 (25.25"). As King Living has a policy of continuous improvement, changes to products and specifications may be made without prior notice. Images and drawings are representative of design only. Accessories not included.

**IMPORTANT: ALWAYS FULLY RETRACT THE FOOTREST BEFORE SITTING IN OR GETTING OUT OF THE RECLINER.** To avoid damage to your recliner, the reclining function should only be operated when you are seated in the recliner. Any open footrests, which have a 15kg (33lb) weight limit, must be closed before getting out of or into the seat. Sliding forward over the footrest to get out of the seat or getting into a fully reclined seat may cause damage to the mechanism of the recliner and can result in the sofa tipping forward in extreme cases. This built-in tipping point was specifically designed to preserve the integrity of the mechanism if too much pressure is placed on it and to avoid permanent damage. Damage caused by improper use of Recliners will not be covered under Warranty.

# King Cloud V

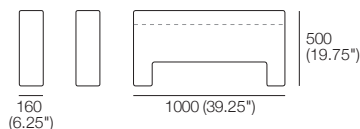
## Media Components

### Media Consoles

for in between modules

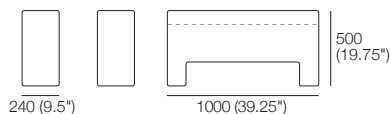
#### Media Console Compact

Front Back Side View



#### Media Console Wide

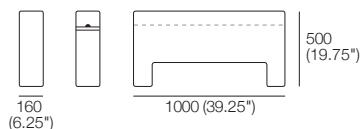
Front Back Side View



#### Media Console Compact SMART

SMART Pockets (rear)  
for SMART Accessories: Lights | Tables

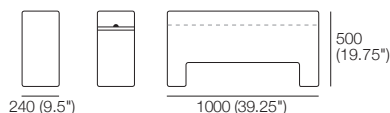
Front Back Side View



#### Media Console Wide SMART

SMART Pockets (rear)  
for SMART Accessories: Lights | Tables

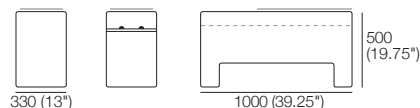
Front Back Side View



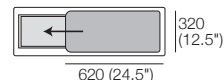
#### Media Console Storage XW SMART (Extra Wide)

SMART Pocket (rear) for SMART Accessories: Lights | Tables  
Timber Tray Top | Storage: **W220 (8.75") x L832 (32.75") x H440 (17.25")**

Front Back Side View



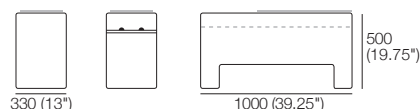
Top View



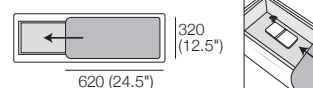
#### Media Console Storage XW SMART Charge (Extra Wide)

SMART Pocket (rear) for SMART Accessories: Lights | Tables  
Timber Tray Top | Wireless Device Charging  
Storage: **W220 (8.75") x L832 (32.75") x H440 (17.25")**

Front Back Side View



Top View



Effective August 2021. King Cloud V uses TouchGlide® Technology. The weight limit for the recliner mechanism used in King Cloud V is 120kg (264.5lb). The weight limit for King Cloud V footrest is 15kg (33lb). Maximum allowable subwoofer dimensions: Height: 415 (16.5") Width: 220 (8.75") Depth: 640 (25.25"). As King Living has a policy of continuous improvement, changes to products and specifications may be made without prior notice. Images and drawings are representative of design only. Accessories not included.

**IMPORTANT: ALWAYS FULLY RETRACT THE FOOTREST BEFORE SITTING IN OR GETTING OUT OF THE RECLINER.** To avoid damage to your recliner, the reclining function should only be operated when you are seated in the recliner. Any open footrests, which have a 15kg (33lb) weight limit, must be closed before getting out of or into the seat. Sliding forward over the footrest to get out of the seat or getting into a fully reclined seat may cause damage to the mechanism of the recliner and can result in the sofa tipping forward in extreme cases. This built-in tipping point was specifically designed to preserve the integrity of the mechanism if too much pressure is placed on it and to avoid permanent damage. Damage caused by improper use of Recliners will not be covered under Warranty.

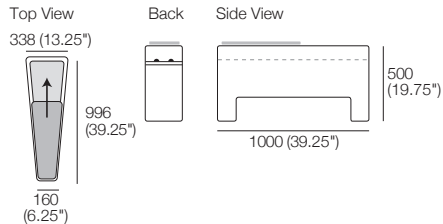
# King Cloud V

## Media Components | Accessories

**Media Consoles: Wedge**  
for in between modules

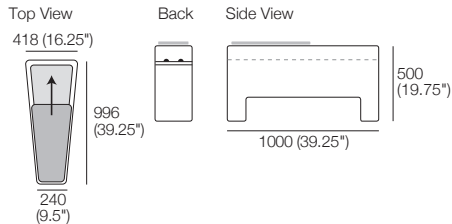
### Media Console Wedge S Compact SMART

SMART Pocket (rear) for SMART Accessories: Lights | Tables  
Timber Tray Top | Storage: **W**220/50 (8.75"/2")  
x **L**832 (32.75") x **H**440 (17.25")



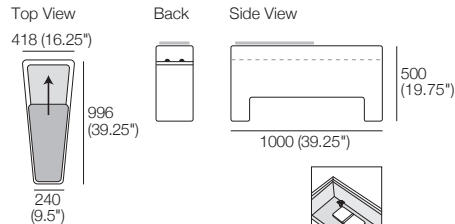
### Media Console Wedge S Wide SMART

SMART Pocket (rear) for SMART Accessories: Lights | Tables  
Timber Tray Top | Storage: **W**300/130 (11.75"/5")  
x **L**832 (32.75") x **H**440 (17.25")



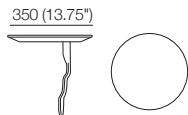
### Media Console Wedge S Wide SMART Charge

SMART Pocket (rear) for SMART Accessories: Lights | Tables  
Timber Tray Top | Wireless Device Charging |  
Storage: **W**300/130 (11.75"/5") x **L**832 (32.75") x **H**440 (17.25")

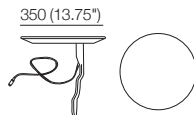


### SMART Pocket Accessories

#### Table 350 Round



#### Charge Table 350 Round

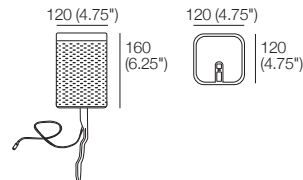


#### King Sofa Light LED



#### Sonos Bracket

Compatible with:  
Sonos Play 1; Sonos One; Sonos One SL



Effective August 2021. King Cloud V uses TouchGlide® Technology. The weight limit for the recliner mechanism used in King Cloud V is 120kg (264.5lb). The weight limit for King Cloud V footrest is 15kg (33lb). Maximum allowable subwoofer dimensions: Height: 415 (16.5") Width: 220 (8.75") Depth: 640 (25.25"). As King Living has a policy of continuous improvement, changes to products and specifications may be made without prior notice. Images and drawings are representative of design only. Accessories not included.

**IMPORTANT: ALWAYS FULLY RETRACT THE FOOTREST BEFORE SITTING IN OR GETTING OUT OF THE RECLINER.** To avoid damage to your recliner, the reclining function should only be operated when you are seated in the recliner. Any open footrests, which have a 15kg (33lb) weight limit, must be closed before getting out of or into the seat. Sliding forward over the footrest to get out of the seat or getting into a fully reclined seat may cause damage to the mechanism of the recliner and can result in the sofa tipping forward in extreme cases. This built-in tipping point was specifically designed to preserve the integrity of the mechanism if too much pressure is placed on it and to avoid permanent damage. Damage caused by improper use of Recliners will not be covered under Warranty.

**K I N G**



DT2021176-V1

[kingliving.com](http://kingliving.com)

King Cloud V Packages

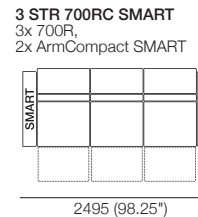
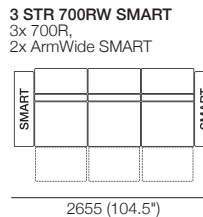
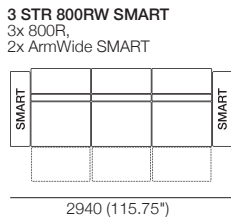
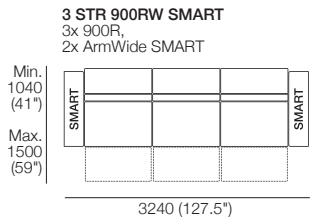
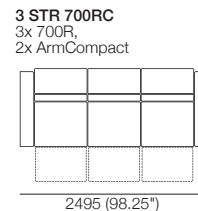
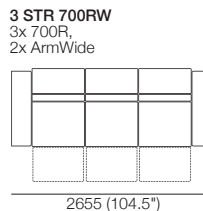
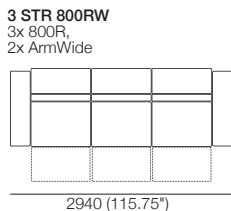
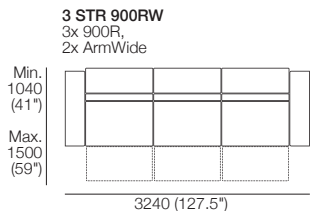
# King Cloud V

## Packages: 3 Seaters

### Packages

**RW** (Recliner + Wide Arms) | **RC** (Recliner + Compact Arms)

**SMART** (SMART Pockets™) | Modules Depth 1040–1500 (41–59")



Effective August 2021. King Cloud V uses TouchGlide® Technology. The weight limit for the recliner mechanism used in King Cloud V is 120kg (264.5lb). The weight limit for King Cloud V footrest is 15kg (33lb). Maximum allowable subwoofer dimensions: Height: 415 (16.5") Width: 220 (8.75") Depth: 640 (25.25"). As King Living has a policy of continuous improvement, changes to products and specifications may be made without prior notice. Images and drawings are representative of design only. Accessories not included.

**IMPORTANT: ALWAYS FULLY RETRACT THE FOOTREST BEFORE SITTING IN OR GETTING OUT OF THE RECLINER.** To avoid damage to your recliner, the reclining function should only be operated when you are seated in the recliner. Any open footrests, which have a 15kg (33lb) weight limit, must be closed before getting out of or into the seat. Sliding forward over the footrest to get out of the seat or getting into a fully reclined seat may cause damage to the mechanism of the recliner and can result in the sofa tipping forward in extreme cases. This built-in tipping point was specifically designed to preserve the integrity of the mechanism if too much pressure is placed on it and to avoid permanent damage. Damage caused by improper use of Recliners will not be covered under Warranty.

# King Cloud V

## Packages: 2 Seaters | Armchairs

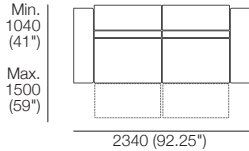
### Packages

**RW** (Recliner + Wide Arms) | **RC** (Recliner + Compact Arms)

**SMART** (SMART Pockets™) | Modules Depth 1040–1500 (41–59")

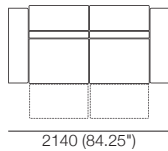
#### 2.5 STR 900RW

2x 900R,  
2x ArmWide



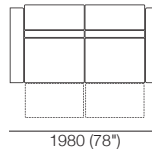
#### 2 STR 800RW

2x 800R,  
2x ArmWide



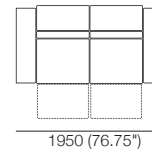
#### 2 STR 800RC

2x 800R,  
2x ArmCompact



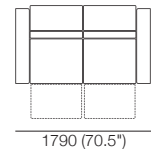
#### 2 STR 700RW

2x 700R,  
2x ArmWide



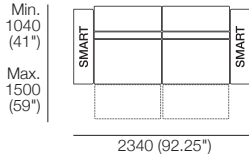
#### 2 STR 700RC

2x 700R,  
2x ArmCompact



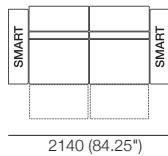
#### 2.5 STR 900RW SMART

2x 900R,  
2x ArmWide SMART



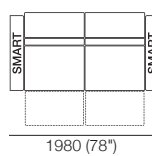
#### 2 STR 800RW SMART

2x 800R,  
2x ArmWide SMART



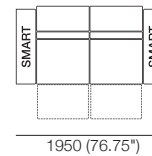
#### 2 STR 800RC SMART

2x 800R,  
2x ArmCompact SMART



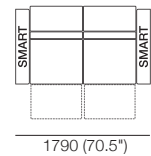
#### 2 STR 700RW SMART

2x 700R,  
2x ArmWide SMART



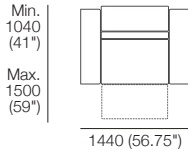
#### 2 STR 700RC SMART

2x 700R,  
2x ArmCompact SMART



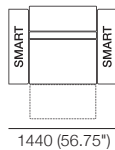
#### Armchair 900RW

1x 900R,  
2x ArmWide



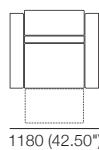
#### Armchair 900RW SMART

1x 900R,  
2x ArmWide SMART



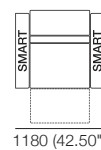
#### Armchair 800RC

1x 800R,  
2x ArmCompact



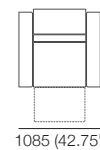
#### Armchair 800RC SMART

1x 800R,  
2x ArmCompact SMART



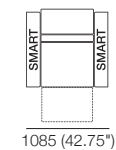
#### Armchair 700RC

1x 700R,  
2x ArmCompact



#### Armchair 700RC SMART

1x 700R,  
2x ArmCompact SMART



Effective August 2021. King Cloud V uses TouchGlide® Technology. The weight limit for the recliner mechanism used in King Cloud V is 120kg (264.5lb). The weight limit for King Cloud V footrest is 15kg (33lb). Maximum allowable subwoofer dimensions: Height: 415 (16.5") Width: 220 (8.75") Depth: 640 (25.25"). As King Living has a policy of continuous improvement, changes to products and specifications may be made without prior notice. Images and drawings are representative of design only. Accessories not included.

**IMPORTANT: ALWAYS FULLY RETRACT THE FOOTREST BEFORE SITTING IN OR GETTING OUT OF THE RECLINER.** To avoid damage to your recliner, the reclining function should only be operated when you are seated in the recliner. Any open footrests, which have a 15kg (33lb) weight limit, must be closed before getting out of or into the seat. Sliding forward over the footrest to get out of the seat or getting into a fully reclined seat may cause damage to the mechanism of the recliner and can result in the sofa tipping forward in extreme cases. This built-in tipping point was specifically designed to preserve the integrity of the mechanism if too much pressure is placed on it and to avoid permanent damage. Damage caused by improper use of Recliners will not be covered under Warranty.

# King Cloud V

## Modules + Media Consoles | General Dimensions

### Modules + Media Consoles: MC or MC Wedge

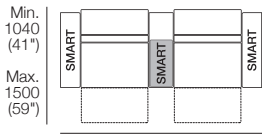
**RW** (Recliner + Wide Arms) | **RC** (Recliner + Compact Arms) | **SMART** (SMART Pockets™) | **Charge** (Wireless Device Charging)

**XW** (Extra Wide) | Configurations | Dimensions | Drawings with SMART components shown

**2.5STR 900RW + Media**  
2x 900R, 2x ArmWide,  
1x MC Storage XW SMART

**2.5STR 900RW + Media SMART**  
2x 900R, 2x ArmWide SMART,  
1x MC Storage XW SMART

**2.5STR 900RW + Media SMART Charge**  
2x 900R, 2x ArmWide SMART,  
1x MC Storage XW SMART Charge

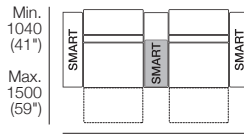


2670 (105.25")

**2STR 800RW + Media**  
2x 800R, 2x ArmWide,  
1x MC Storage XW SMART

**2STR 800RW + Media SMART**  
2x 800R, 2x ArmWide SMART,  
1x MC Storage XW SMART

**2STR 800RW + Media SMART Charge**  
2x 800R, 2x ArmWide SMART,  
1x MC Storage XW SMART Charge

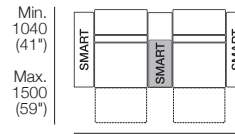


2470 (97.25")

**2STR 700RW + Media Console**  
2x 700R, 2x ArmWide,  
1x MC Storage XW SMART

**2STR 700RW Media SMART**  
2x 700R, 2x ArmWide SMART,  
1x Media Console Storage XW SMART

**2STR 700RW Media SMART Charge**  
2x 700R, 2x ArmWide SMART,  
1x MC Storage XW SMART Charge

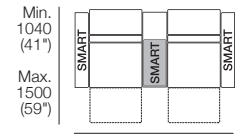


2280 (89.75")

**2STR 700RC Media**  
2x 700R, 2x ArmCompact,  
1x MC Storage XW SMART

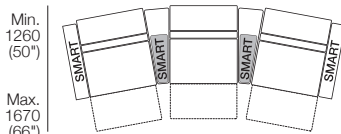
**2STR 700RC Media SMART**  
2x 700R, 2x ArmCompact SMART,  
1x Media Console Storage XW SMART

**2STR 700RC Media SMART CHARGE**  
2x 700R, 2x ArmCompact SMART,  
1x MC Storage XW SMART Charge




2120 (83.50")

**3STR 900RC + MC Wedge Storage SMART Charge**  
3x 900R, 2x ArmCompact SMART,  
2x MC Wedge Storage Compact SMART Charge



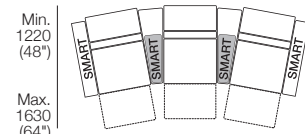
3730 (147")

**3STR 800RC + MC Wedge Storage SMART Charge**  
3x 800R, 2x ArmCompact SMART,  
2x MC Wedge Storage Compact SMART Charge



3430 (135")

**3STR 700RC + MC Wedge Storage SMART Charge**  
3x 700R, 2x ArmCompact SMART,  
2x MC Wedge Storage Compact SMART Charge



3150 (124")

Effective August 2021. King Cloud V uses TouchGlide® Technology. The weight limit for the recliner mechanism used in King Cloud V is 120kg (264.5lb). The weight limit for King Cloud V footrest is 15kg (33lb). Maximum allowable subwoofer dimensions: Height: 415 (16.5") Width: 220 (8.75") Depth: 640 (25.25"). As King Living has a policy of continuous improvement, changes to products and specifications may be made without prior notice. Images and drawings are representative of design only. Accessories not included.

**IMPORTANT: ALWAYS FULLY RETRACT THE FOOTREST BEFORE SITTING IN OR GETTING OUT OF THE RECLINER.** To avoid damage to your recliner, the reclining function should only be operated when you are seated in the recliner. Any open footrests, which have a 15kg (33lb) weight limit, must be closed before getting out of or into the seat. Sliding forward over the footrest to get out of the seat or getting into a fully reclined seat may cause damage to the mechanism of the recliner and can result in the sofa tipping forward in extreme cases. This built-in tipping point was specifically designed to preserve the integrity of the mechanism if too much pressure is placed on it and to avoid permanent damage. Damage caused by improper use of Recliners will not be covered under Warranty.